Name: _____ Date: _____

Measure and Compare Lengths with Pictures

1 Use paperclips to measure the length of each object.
Write how many paperclips long each object is.



Pencil: _____ paperclips



Pen: _____ paperclips



Ruler: _____ paperclips



= 1 paperclip

2 Use cubes to measure the length of each object.
Write how many cubes long each object is.

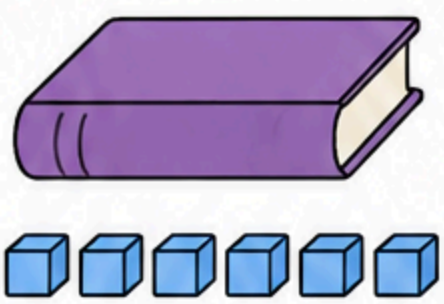

Book: _____ cubes

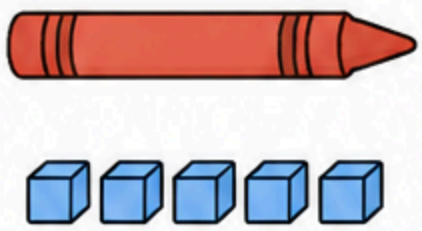

Crayon: _____ cubes

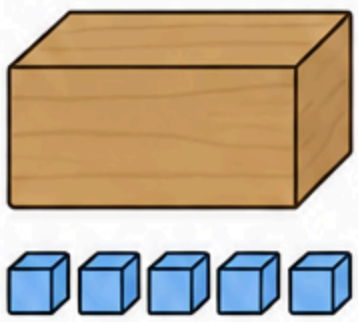

Block: _____ cubes



= 1 cube

3 Look at the objects. Use the pictures to help you compare.
Write which object is longer or shorter.

a) Which is longer?



☐ The top one is longer.

☐ The bottom one is longer.

b) Which is shorter?



☐ The top one is shorter.

☐ The bottom one is shorter.

c) Which is longer?

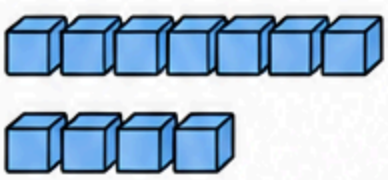

☐ The top one is longer.

☐ The bottom one is longer.

d) Which is shorter?



☐ The top one is shorter.

☐ The bottom one is shorter.